



COMPARATIVE STUDY TEMPLATE





TITLE PAGE



Comparative Study: Title & Theme



Student Name, Candidate Number, School Name



Total Word Count

◆ SECTION 1: INTRODUCTION

(150-200 WORDS)

- Introduce the artworks, artists, and cultural contexts.
- Explain why you chose these artworks.
- State the key themes or questions you will explore.

- 📌 Example:

"This Comparative Study analyzes the theme of war and human suffering through Francisco Goya's The Third of May 1808 and Pablo Picasso's Guernica. While Goya's Romantic approach focuses on the brutality of war through dramatic lighting, Picasso's Cubist style emphasizes chaos and destruction through fragmented forms. This study will explore their use of composition, symbolism, and historical influences."

◆ SECTION 2: IDENTIFICATION AND ANALYSIS OF FORMAL QUALITIES(CRITERION A)

- 📌 Compare and contrast the elements of art and principles of design used in both artworks.
- 📌 Include high-quality images and annotate important details (e.g., color schemes, brushwork, composition).
- 📌 Discuss materials, media, and techniques used.

Visual Layout Example:

Artwork 1	Artwork 2
Title: <i>The Third of May 1808</i>	Title: <i>Guernica</i>
Artist: Francisco Goya	Artist: Pablo Picasso
Year: 1814	Year: 1937
Oil on Canvas	Oil on Canvas
Realistic, Dramatic Lighting	Cubist, Fragmented Forms

◆ SECTION 3: ANALYSIS AND UNDERSTANDING OF FUNCTION & PURPOSE (CRITERION B)

- 📌 Explain the historical, cultural, and social influences behind each artwork.
- 📌 Discuss the artist's intention and meaning behind the work.
- 📌 Analyze how the audience reacts to the artwork.

◆ SECTION 4: ANALYSIS AND EVALUATION OF CULTURAL SIGNIFICANCE (CRITERION C)

- 📌 Discuss how cultural backgrounds affect the meaning and interpretation of both artworks.
- 📌 Identify similarities and differences in artistic traditions.

◆ SECTION 6: MAKING COMPARISONS AND CONNECTIONS (CRITERION D)




- 📌 Relate the artworks to art movements, styles, and historical influences.
- 📌 Apply relevant art theories to support your analysis.

◆ SECTION 7: MAKING CONNECTIONS WITH YOUR OWN ART-MAKING (CRITERION F) **HL ONLY**

- 📌 Show how this research has influenced your own artistic practice.
- 📌 Provide visual documentation (sketches, process photos, final artwork).
- 📌 Reflect on what you learned and how it changed your approach.

◆ SECTION 7: CONCLUSION

(150-200 WORDS)

-  Summarize key findings from your analysis.
-  Reflect on new insights gained.
-  Explain how this study deepened your understanding of art and culture.

◆ SECTION 8: REFERENCES & CITATIONS

- 📌 List all image sources and references using appropriate format.
- 📌 Ensure all artworks and artists are credited properly.